

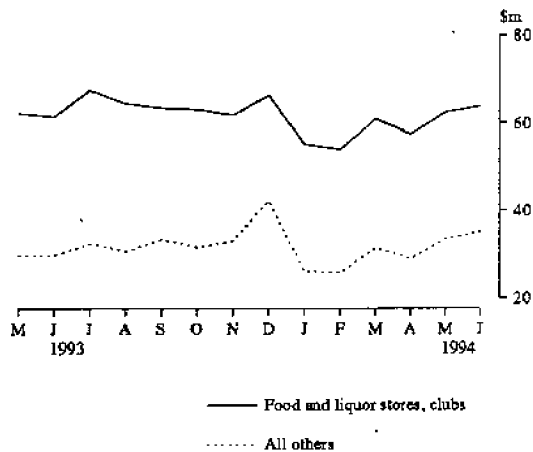
CATALOGUE NUMBER 1307.7

EMBARGOED UNTIL 11:30 AM 19 AUGUST 1994

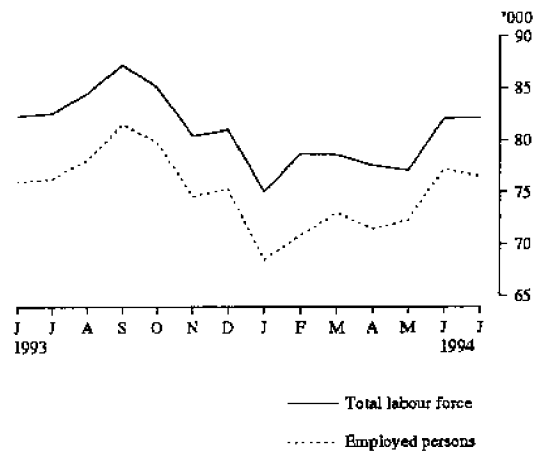
NORTHERN TERRITORY BUSINESS INDICATORS, AUGUST 1994

SUMMARY OF RESULTS

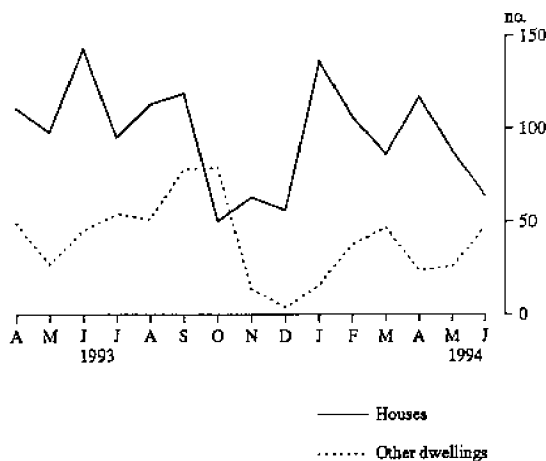
TURNOVER OF RETAIL ESTABLISHMENTS



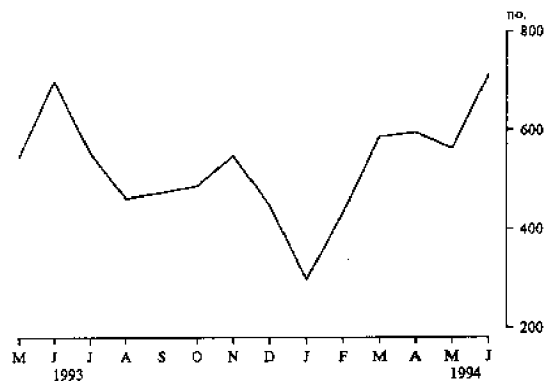
LABOUR FORCE



NEW DWELLING UNITS APPROVED



NEW MOTOR VEHICLE REGISTRATIONS



PHONE INQUIRIES

- about these and other ABS statistics and services — contact **Information Services** on Darwin (089) 432111 or any other ABS office.

MAIL INQUIRIES

- write to **Information Services**, ABS, GPO Box 3796, Darwin 0801, or any ABS State office.

Figures have been taken from a variety of ABS publications. Copies may be obtained from Information Services. Some of the figures shown are preliminary, some final and some are revisions of previously published figures.

Bob Harrison
Statistician, Northern Territory

Indicator	Unit	Northern Territory				Australia			
		Latest period	Latest figure	Change from previous period (%)	Change from same period previous year (%)	Latest figure	Change from previous period (%)	Change from same period previous year (%)	
LABOUR FORCE									
Employed	'000	Jul-94	76.5	-0.9	2.6	7,985.0	1.2	4.0	
Unemployed	'000	Jul-94	5.6	14.3	-9.7	803.9	-4.2	-9.9	
Unemployment rate (a)	%	Jul-94	6.8	0.8	-9.3	9.1	-0.5	-1.3	
Participation rate (a)	%	Jul-94	68.2	-0.1	-1.5	63.0	0.3	0.8	
AVERAGE WEEKLY EARNINGS									
Males	\$	Jun qrt-94	658.40	2.3	1.9	625.10	-0.1	2.1	
Females	\$	Jun qrt-94	450.20	2.3	0.1	422.80	1.4	4.1	
Total persons	\$	Jun qrt-94	561.70	2.2	1.5	531.80	0.5	2.8	
RETAIL TURNOVER									
Food and liquor stores & clubs	\$m	Jun-94	63.9	2.2	3.9	4,640.6	0.7	7.1	
All other stores	\$m	Jun-94	35.3	5.1	18.1	3,751.9	1.0	7.1	
Total	\$m	Jun-94	99.2	3.2	8.5	8,392.5	0.8	7.1	
PRICES									
Consumer Price Index									
Food	(1989-90=100.0)	Jun qrt-94	113.1	0.4	2.7	109.5	-0.3	1.4	
Housing	(1989-90=100.0)	Jun qrt-94	104.5	0.9	0.3	94.4	0.7	-0.8	
Transport	(1989-90=100.0)	Jun qrt-94	113.9	2.3	2.9	115.2	1.8	2.8	
All groups	(1989-90=100.0)	Jun qrt-94	112.4	0.9	2.2	111.2	0.7	1.7	
Average Retail Prices									
Beer, draught, 285ml glass	cents	Jun qrt-94	203.0	1.5	4.6	
Bread, white, 680g	cents	Jun qrt-94	168.0	-	-1.2	
Milk, carton, 1 litre	cents	Jun qrt-94	94.0	-	2.2	
Petrol, leaded, 1 litre	cents	Jun qrt-94	73.7	4.4	0.5	
Steak, rump, 1 kg	cents	Jun qrt-94	1,246.0	1.0	5.2	
INDUSTRIAL DISPUTES no. of days lost									
OCCURED	per '000 employees	Year ended	May-94	47	-2.1	80.8	94.0	-3.1	-46.0
BUILDING									
Approvals									
New houses	no.	Jun-94	64	-27.3	-55.2	11,858	-7.9	7.0	
Other residential	no.	Jun-94	47	80.8	-4.4	5,620	-2.5	29.6	
Total new residential building	\$m	Jun-94	11.3	-0.3	-21.0	1,553.7	-2.0	24.6	
Total non-residential building	\$m	Jun-94	4.8	-49.1	39.1	1,164.4	90.2	66.0	
Value of all building approved	\$m	Jun-94	17.4	-21.4	-12.1	2,912.5	19.0	36.7	
Commencements - New Houses	no.	Mar qrt 94	289	9.9	64.2	28,759	-9.1	7.1	
Value of total work done during period (d)	\$m	Mar qrt 94	72.2	-17.2	20.3	5,842.8	-13.9	1.4	
HOUSING FINANCE									
Secured commitments to individuals									
For construction of dwellings	\$m	May-94	5.6	-13.9	1.8	807.2	-5.1	32.6	
For purchase of new dwellings	\$m	May-94	2.2	10.0	175.0	221.2	-3.6	25.9	
For purchase of established dwellings (b)	\$m	May-94	24.7	8.33	2.1	2,883.5	-0.5	23.2	
PRODUCTION									
Ready mixed concrete	'000 cu. m	May-94	11.0	37.5	10	1,475.0	20.4	10.6	
NEW MOTOR VEHICLE REGISTRATIONS									
Motor vehicles	no.	Jun-94	712	26.7	1.9	57,953	8.9	8.7	
Motor cycles	no.	Jun-94	33	32.0	13.8	1,420	8.0	7.1	
OVERSEAS TRADE									
Imports	\$m	Jun-94	18.9	-42.2	83.4	5,429.4	-2.1	5.2	
Exports (c)	\$m	Jun-94	65.6	39.3	-3.3	5,270.0	-10.4	3.0	
TOURIST ACCOMMODATION									
Hotel, Motels & Guest Houses									
Room occupancy rate (a)	%	Mar qrt 94	43.1	-7.8	4.6	55.9	0.4	3.4	
Bed occupancy rate (a)	%	Mar qrt 94	25.2	-4.3	2.7	34.8	0.6	1.9	
Takings from accommodation	\$m	Mar qrt 94	15.5	-20.5	15.4	703.9	-0.8	11.3	
POPULATION									
Estimated Resident Population	'000	Dec qrt 93	170.5	0.2	1.1	17,746.6	0.2	1.0	

Source: ABS Catalogue Nos: 3101.0, 5609.0, 5461.0, 6202.0, 6302.0, 6321.0, 6401.0, 6403.0, 8361.0, 8501.0, 8635.0, 8635.7, 8731.0, 8731.7, 8752.0, 8752.7, 9301.0, 9303.0

Symbols used in this publication: .. not applicable, - nil or rounded to zero, n.a. not available, r revised, (a) change shown in terms of percentage points, (b) excludes refinancing, (c) includes re-exports (d) includes Residential and Non-residential building.

© Commonwealth of Australia 1994

Recommended retail price: \$7.50



2130770008949

ISSN 1037-2245